

U.S. Market Returns (%) | Ranked by 1wk Return

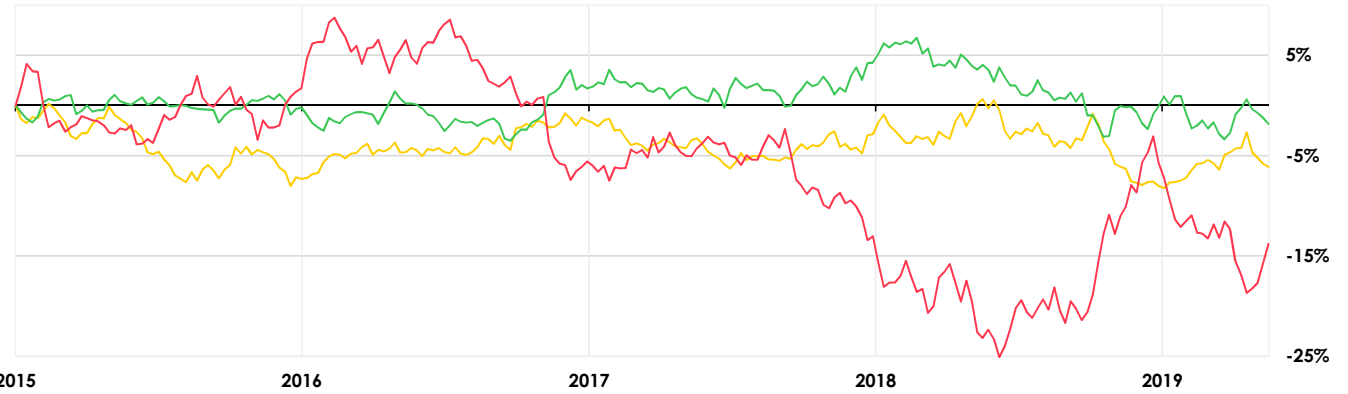
Major U.S. Indices	1W	1M	3M	12M
S&P 500	-0.8%	-1%	3%	5%
S&P 400	-2.3%	-3%	-1%	-3%
Russell 2000	-2.4%	-2%	-2%	-5%

Sectors	1W	1M	3M	12M
Real Estate	1.5%	4%	5%	20%
Utilities	1.4%	3%	6%	20%
REITS	1.3%	4%	3%	15%
Consumer Staples	0.8%	2%	6%	16%
Communication Services	-0.2%	0%	6%	0%
Energy	-0.5%	-6%	-4%	-19%
Health Care	-0.5%	3%	-5%	7%
Materials	-0.9%	-5%	0%	-9%
Technology	-1.1%	-3%	8%	9%
Consumer Discretionary	-1.2%	-3%	5%	10%
Industrials	-1.9%	-3%	-1%	0%
Financials	-2.2%	-2%	2%	-5%

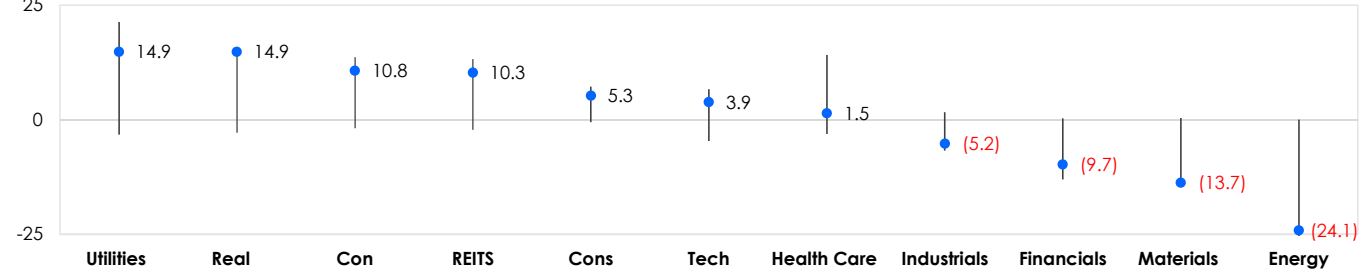
Industries	1W	1M	3M	12M
Internet	0.3%	-2%	-2%	4%
Software & Services	-0.3%	1%	4%	19%
Insurance	-0.8%	2%	5%	7%
Homebuilders	-0.9%	-2%	4%	2%
Oil & Gas E&P	-1.0%	-8%	-5%	-32%
Aerospace & Defense	-1.0%	4%	2%	10%
Biotech	-1.2%	-1%	-7%	-4%
Transportation	-1.4%	-5%	-4%	-6%
Health Care Services	-1.8%	7%	-10%	-6%
Health Care Equipment	-1.9%	3%	-4%	1%
Capital Markets	-2.6%	-4%	1%	-11%
Telecom	-3.1%	-8%	-6%	-4%
Pharmaceuticals	-3.2%	1%	-6%	-7%
Retail	-3.4%	-6%	-6%	-9%
Banks	-3.5%	-3%	-4%	-14%
Regional Banks	-3.7%	-3%	-5%	-18%
Oil & Gas Equip & Services	-3.8%	-17%	-14%	-47%
Technology Hardware	-3.8%	-8%	-2%	-3%
Metals & Mining	-4.3%	-10%	-12%	-29%
Semiconductor	-7.6%	-11%	0%	5%

Sensitivity (Sectors & Industries)	1W	1M	3M	12M
Defensive	-0.9%	2%	-1%	6%
Sensitive	-1.6%	-5%	-3%	-10%
Cyclical	-2.4%	-4%	0%	-3%

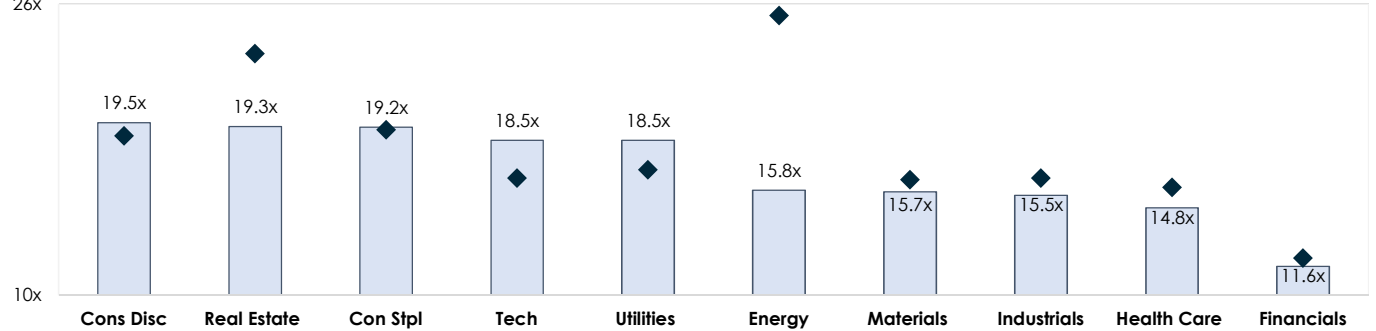
Market Sector Sensitivity: Relative Performance vs Russell 3000



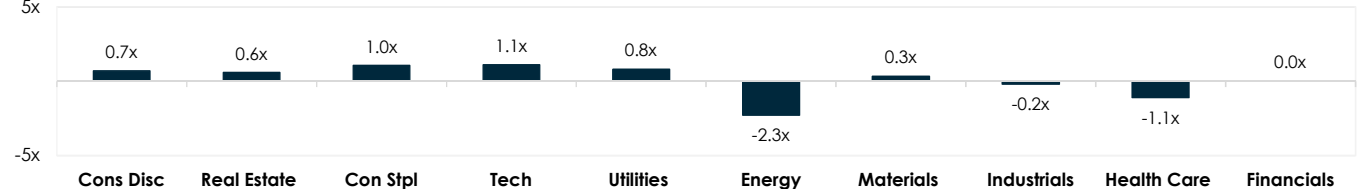
1 Year Relative Returns to S&P 500 (%): Current & Range



Valuations (NTM P/E): Current vs. 5 Year Avg



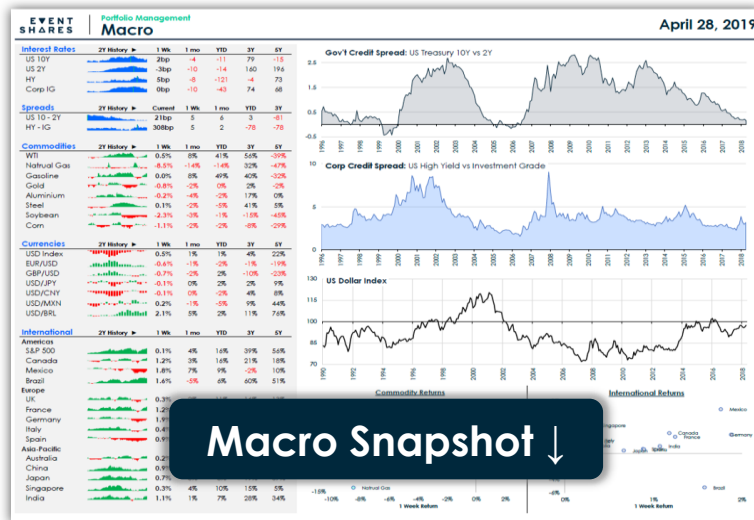
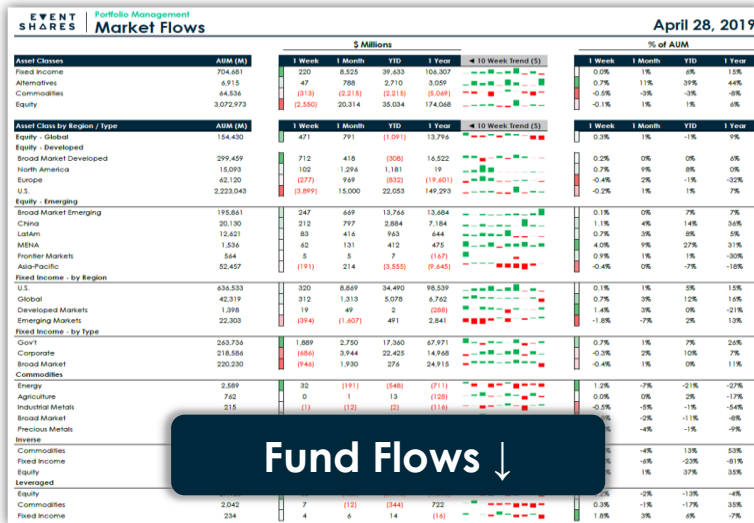
Valuations (NTM P/E): 3 Months Change





Visit EventShares.com/Library for more research

Subscribe





Want More?

This research is a byproduct of our institutional investment to analysis.

To learn more about our active ETF by clicking the link below.

Active ETF

About EventShares

EventShares is an investment management firm dedicated to translating legislation and regulation coming out of Washington D.C. into real world investment solutions. The firm's goal is to provide its clients with attractive, long-term results by following a disciplined and differentiated approach to investing. Additional information at www.EventShares.com.



Important Information © Active Weighting Advisors LLC ("AWA") is an SEC-registered investment adviser that manages ETFs under the brand name EventShares Funds. The opinions expressed herein are those of AWA as of the published date and are subject to change. It is provided as general market commentary only, and it does not consider the specific investment objectives, financial situation or particular needs of any one client. The comments may not be relied upon as recommendations, investment advice or an indication of trading intent. AWA is not soliciting any action based on this document. Investors should consult with their own financial adviser before making any investment decisions. There is no guarantee that any future event discussed herein will come to pass. The information herein was obtained from various sources, which we believe to be reliable, but we do not guarantee its accuracy or completeness. The policy themes and baskets mentioned herein are unmanaged and are not available for direct investment. Returns assume no management, transaction or other expenses and no reinvestment of dividends, interest and/or capital gains. **Past performance does not guarantee or indicate future results.** Investing involves risk, including the possible loss of principal and fluctuation of value. AWA disclaims responsibility for updating information. In addition, AWA disclaims responsibility for third-party content, including information accessed through hyperlinks.